

Environmental Impact Statement

Ocean View Recycling Point and Convenience Center

**Ka‘u District, Hawai‘i Island, State of Hawai‘i
TMK (3rd): 9-2-150:060**

County of Hawai‘i Department of Environmental Management

Appendix 7

DEM Recycling Notices and Statistical Summaries



Hawai`i Recycles!! *Do You?*



ITEMS RECYCLED HERE

Plastic Containers



Glass Bottles & Jars



Tin Cans



Newspapers & Cardboard

Mixed Papers



Visit Recycling Bins for Details of Accepted Materials

Recycle! It feels good – do it!


County of Hawai`i Department of Environmental Management



Mixed Recycling


Plastic Containers (#1, 2 & 5)

- Milk Jugs & Yogurt containers
- Detergent Bottles




Paper (Office & Mixed)

- Newspaper & Magazines
- Junk Mail
- Cereal boxes & egg cartons



Aluminum & Tin Containers


- Pet & food cans (rinsed)
- Clean foil



Corrugated Cardboard

- Flattened boxes
- Paper Grocery Bags

NO wax coated or food contaminated



Please!

NO Plastic Grocery Bags (Paper OK)

NO Glass

NO Green Waste

NO HI5 Beverage Containers- Redeem them!

Recycle! It feels good – do it!

County of Hawai'i Department of Environmental Management
Call 961-5044 for Recycling Info or complete list of accepted materials.

SOLID WASTE DISPOSAL SUMMARY

FY 2006-2007

WITH BCDP REDEMPTIONS SEGREGATED INTO COMMODITIES

DESCRIPTION	EAST HAWAII		WEST HAWAII	
	Volume (tons)	Cost	Volume (tons)	Cost
LANDFILL				
1) Commercial	42,822.50	See Tip Fee Sheet for est. per ton Operations costs.	94,208.07	See Tip Fee Sheet for est. per ton Operations costs.
2) County SWD	40,586.47		44,237.29	
3) Residential Credits	N/A	N/A	N/A	N/A
TOTAL LANDFILL	83,408.97	\$ -	138,445.36	\$ -
RECYCLING				
1) Greenwaste	11,238.27	\$ 455,269.48	26,655.75	\$ 982,872.50
2) Metal/Automobiles *****	7,455.25	\$ 693,013.08	8,178.74	\$ 608,853.44
3) Tires	154.62	\$ 57,209.40	197.89	\$ 77,177.10
4) Paper	4,719.97	\$ 200,094.27	2,037.77	\$ 81,510.80
5) Plastics (#1 & #2) *****	444.80	\$ 104,486.58	563.55	\$ 122,872.04
6) Fats, Oils & Greases (FOGs)	58.29	\$ 3,497.20	263.88	\$ 15,832.55
7) Glass* & *****	2,916.67	\$ 156,843.74	3,038.86	\$ 177,178.16
8) Recycling Education & Outreach		\$ 89,125.00		\$ 89,125.00
9) Mixed Recyclables ***	92.97	\$ 7,437.52	560.95	\$ 44,875.88
10) Transfer Station Recyclables Collection Svcs. *****	730.71	\$ 22,500.00	1,143.88	\$ 141,000.00
11) Special Diversion Programs				
a) Reuse Exchange/Recycling Centers	134.49	\$ 121,942.25		
b) Household Hazardous Waste *****	96.61	\$ 94,999.78	44.80	\$ 77,278.00
c) Used Motor Oil Program**	30.66	\$ 30,251.06	38.13	\$ 30,251.06
d) E-Waste *****	91.99	\$ 73,743.55	73.19	\$ 54,506.45
e) Latex Paint	7.65	\$ 3,826.88	0.10	\$ 50.00
f) Waste Reduction/Recycling - EPA		\$ 38,361.24		\$ 38,361.24
TOTAL RECYCLING/DIVERSION	27,442.24	\$ 2,152,601.02	41,653.61	\$ 2,541,744.21
TOTAL LANDFILL + RECYCLING/DIVERSION	110,851.21	\$ 2,152,601.02	180,098.97	\$ 2,541,744.21
TOTAL BEVERAGE CONTAINER DEPOSIT PROGRAM TONNAGE & RECOVERY RATE			69,095.85	\$ 4,694,345.23
TOTAL LANDFILL + RECYCLING/DIVERSION COUNTY OF HAWAII	221,854.33	\$ -	221,854.33	\$ -
TOTAL LANDFILL + RECYCLING/DIVERSION COUNTY OF HAWAII	290,950.18	\$ 4,694,345.23	23.7%	
RECYCLING/DIVERSION COST PER TON	\$ 67.94			

Final

* State funded program managed by the County. Annual budget is \$56,879. County Funding of \$75,000.

** State funded program managed by Recycle Hawaii. Annual budget is \$67,500. Includes HHW Collection JMO weights.

*** Mixed Recyclables Collections may include plastics #1 & #2, misc. ferrous & non-ferrous metals, all paper fibers and etc. @ CoH SWD Facilities

**** Transfer Station Recyclables Collection Svcs. Tonnage not included in total. Commodity recycled counted in segregated commodity line items

***** Includes BCDP Redemptions by commodity & funds expended.

***** Includes BISM batteries removed from Scrap Metal

Big Island Redemption FY 2006-2007

Month	Aluminum	Bi-Metal	Glass	Plastic	# of Containers Redeemed
Jul-06	4,557,647.70	9,710.28	2,007,056.12	2,184,071.7	8,758,486.00
Aug-06	4,103,543.00	9,272.00	1,989,448.00	1,967,384.0	8,069,647.00
Sep-06	3,883,256.00	10,845.00	1,935,509.00	1,974,006.0	7,803,616.00
Oct-06	4,093,894.00	8,764.00	2,034,558.00	2,133,947.0	8,271,163.00
Nov-06	4,151,737.00	10,301.00	1,806,924.00	2,001,157.0	7,970,119.00
Dec-06	4,542,562.00	11,065.00	2,043,339.00	2,149,986.0	8,746,953.00
Jan-07	4,515,237.00	10,129.00	2,072,048.00	2,045,582.0	8,642,996.00
Feb-07	3,615,794.30	8,865.40	1,762,757.53	1,678,516.6	7,065,933.83
Mar-07	4,625,543.60	22,547.00	2,239,282.38	2,290,756.7	9,178,129.77
Apr-07	4,587,964.50	24,062.20	2,147,840.75	2,274,652.1	9,034,519.57
May-07	4,352,719.85	21,951.20	1,918,462.85	2,290,791.7	8,583,925.59
Jun-07	4,865,138.35	22,921.60	2,047,112.55	2,515,805.8	9,450,978.37
Sub Total	51,895,037.29	170,433.68	24,004,338.17	25,506,656.7	101,576,467.13
TOTAL	51,895,037	170,434	24,004,338	25,506,657	101,576,467
Tonnage	857	11	5,037	76	6,665
% Breakdown	51.09%	0.17%	23.63%	25.11%	100.00%

DBC's Sold Statewide	* Big Island Pop. % (De Facto)	# Sold on Island	Big Island	# Redeemed on Big Island	Redemption Rate for 2006 - 2007 Big Island	Statewide Redemption Rate 2006 - 2007
936,355,689	0.1345	125,939,840	101,576,467	(DOH Figures)	80.65%	68%
		(936,355,689* .1345)			(101,576,467/ 125,939,840)	approx. 636 million DBC's redeemed.

DBC Commodity Breakdown

